

---



---

the  
english door

---




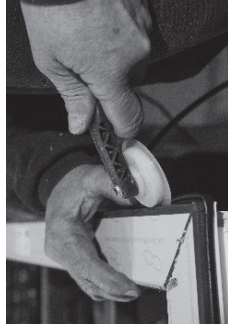
# Attention to Detail

## Hand Finished Excellence Comes As Standard At Evolution

We are proud that our team consists of highly skilled and experienced craftspeople who take pride in the products they make each day.

Our team have learned and honed their trades over many years and all possess an excellent eye for detail. They challenge themselves to create the highest standard of products for our customers.

This expertise and dedication is what sets us apart from other window and door manufacturers, along with our passion for hand finished excellence.





## the english door

### Redefining Your Grand Entrance

The English Door offers an inspired collection of timber, alternative doors and accessories that will enhance any home.

With an exclusive range of designs, style options and accessories, every door we make is unique. Not only is each one made to your exact size requirement, every aspect from the design, colour and glazing, down to the detail of the door furniture, is chosen by you.





# All That You Expect From The English Door

## Door Security

Protection and safety is important to everyone, therefore, we place great emphasis ensuring that your door entrance is as secure as possible. For your peace of mind, our doors are supplied with comprehensive multi-point locking systems that are tough enough to cope with day to day life.

## Installation


Once you have chosen your preferred design and all the various details for your new door, your nearest English Door retail partner will handle your purchase. They will arrange a survey if required to assess the exact door size and frame size and then they will allocate an experienced team to carry out the installation with the utmost care and attention.

## Warranty & Guarantees

The English Door manufactures under British Standards ISO9001:2008, ensuring all doors are built to last. We are confident that our processes ensure that your door will look like new for many years. To endorse our promises, we have created warranties to protect your purchase.



Silver Chrome Regency handle with multi-point locking



Agate Grey door with whitewood frame, Chrome Regency furnishings



Regency Home Biportal Door Pull

# Find The Perfect Door For Your Home

Are you looking for a door design that's a little different, maybe with contemporary elements to suit your taste, or something more traditional that will compliment the character of your home?

Our Stormproof range has a varied selection of door designs that will suit any property, regardless of the age style. Our white wood effect outerframes with timber-style joints ensures that all doors supplied by The English Door deliver a seamless fit and perform to your highest expectations.

Each aspect of your door has been assessed by design experts for quality and surenticity. We have gathered together a collection of designs that emulate classic and modern styles. You will find an abundance of features with selected designs showcasing our exquisite artised detailing. All of our doors feature larger glazed areas than other modern doors.

To ensure your peace of mind, all doors in the range are highly secure. Each door is fitted with a multi-point locking system, the latest locks and hinges and secure glazing panels to make sure that any unwanted visitors are kept out of your home. The door also offers excellent sound proofing as well as highly efficient thermal insulation.

The sturdy threshold that we fit is made from aluminium makes it extremely durable and less susceptible to damage and marking. Just like our doors, it only needs an infrequent wipe down to maintain its good looks for a long time to come.



Salix Cast Regency 5 Inch Ring Chrome Door Knob

## Stormproof Range

Our range of Stormproof front doors offers you an exciting collection of designs, encompassing authentic representations of period styles for older properties and those with clean, contemporary lines that will complement the character of your home. Each door in this range is manufactured using the very latest, modern materials, combining our unique talent of using state-of-the-art technology with old-age, hand-crafted joinery techniques to our timber-style white wood effect outerframe, right down to the exquisite arnis detail to joints and bars, usually found on premium door ranges.

### Precision Finish

Our Stormproof range has been built to withstand all weather conditions. They offer high levels of resistance to even the most extreme conditions whilst still being virtually maintenance free. A simple wipe down with a damp cloth from time to time is all that your new door needs to keep it looking its best for many years.



Agate Grey 3 Light Door Glazed with Salix Cast Chrome Regency 1 Light



Esjohs Spray of Bottom Door with Regency Chrome Letterplate

## Cottage Doors

### Rustic Charm, Timeless Appeal

Our cottage door collection offers all the benefits of a modern door but with the characteristics and period style that delivers a more rustic appeal. This high quality door range is offered with a choice of traditional designs with colour and glazing options to suit any home. A selection of textured, authentic wrought iron accessories complete the look.

At The English Door, we do not believe in manufacturing standard size doors. We make every single door to order - to the exact dimensions of your doorway. Each door ordered will be professionally measured and then built to your specification, which will ensure a seamless on site installation experience. At The English Door, hand-finished excellence comes as standard.



Agate Grey Linton Cottage Door with Wrought Iron Hardware



White Stanton Door with Silver Cast Resin Regency Chamae Door Handle

## Rear & Side Entrances

An extensive range of Stormproof rear and side doors covers all eventualities

These doors are highly important to any home as they still need to keep intruders out and keep warmth in, as well as look attractive. At The English Door, we treat these doors with the same level of attention as our front door ranges, offering you a variety of styles, colour finishes, glazing and security options. We fit the same multi-point locking systems and hinges that we fit to our front doors.

The doors are manufactured to the same exacting high standards as our front and entrance doors and provide the same excellent thermal insulation and sound proofing.

Low maintenance is even more important for these doors as often they are used more frequently in everyday life. Being able to keep them clean with a simple wipe of a damp cloth is really important. The doors are extremely durable and will retain their good looks for many years without the need for painting or other maintenance, despite enduring the knocks of day to day living.



The English Door



**Big Jet:** White Hurton Design French Doors with Sideights and Solid Cast Regency Chrome Level/Lever handles.  
**Small Jet:** White Hurton Design French Doors with Sideights and Solid Cast Regency Chrome Level/Lever handles.  
**Always:** Solid Cast Regency Chrome Level/Lever Handles.

## French Doors

### Let The Light Shine In

Our superb handcrafted French Doors can truly transform your home, flooding it with an abundance of natural light, as well as providing easy access to your garden or patio. Whether traditionally styled, contemporary or a character property, Evolution tailor make our French Doors to perfectly compliment your home. Our French Door collection is available in a wide range of styles and finishes to choose from, to complement the unique style and character of your home. Our authentically styled timber, alternative, French Casement Doors, or 'Double Doors' are a charming addition to any home. Each and every English

Door is made-to-order, incorporating either full height glazing or solid panels, they create an extensive opening, letting the light flood in and allowing unrestricted access to your outdoor living space or balcony.

As you would expect, the English Door range of French Doors have been meticulously designed to provide outstanding security and energy performance. Each door is equipped with high security multi-point locking systems to ensure total peace of mind, whilst the advanced materials that go into our frames and glazing deliver an equally impressive energy performance - without compromising on style.



# Light Up Your Home

From simple graphic patterns, to intricate, bevelled designs, our vast range of glazing options will delight even the most discerning tastes. Decide how much light and colour you need and choose the style that fits your requirements. Should you have something more specific in mind, try our bespoke service and design your own.

## Obscure Glass Designs

Sometimes it's important to not have a perfect view, so our range of glass patterns allows you to choose how much you want to reveal with different patterns offering different levels of privacy.

## Leaded Glass Designs

Leaded glass has a rich heritage and has been a trusted glass feature of choice over many centuries. Yet, it is still as relevant and popular as ever, enhancing both contemporary and period door designs.

### Obscure Glass Designs



Stippled



Cobswold



Ardite



Flemish

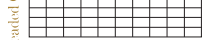


Aurum



Svanmore

Minister



Square Lead



Queen Anne

Opal



Diamond Lead



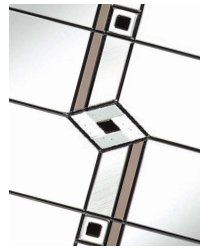
The English Door

## Vision Etched Designs

For a subtle effect to your glazing panels, why not consider a vision etched design.

This finish is ideal for adding personal touches to your door, such as your house name or number, or for creating simple linear patterns and shapes.

Using vision etching allows you to create a unique effect without having to use lots of colours or textures.



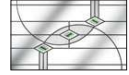
## Fusion Glass Designs

These eye-catching, linear designs will enhance any style of door. Colourful and elegant, the symmetrical styles create a stunning visual impact.

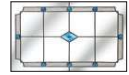
### Fusion Glass Designs



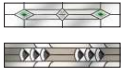
DF1A



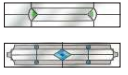
DF2A



DF3A



DF4A



DF5A



DF6A



DF7A



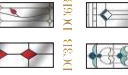
DF8A



DF9A



DF10A



DF11A



DF12A



DF13A



DF14A



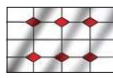
DF15A

## Coloured Glass

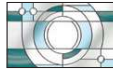
### Fully Glazed Designs



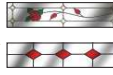
DC1A



DC2A



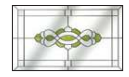
DC3A



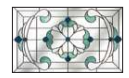
DC4A



DC5A



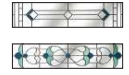
DC6A



DC7A



DC8A

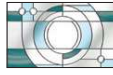


DC9A

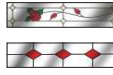


DC10A

### Half Glazed Designs



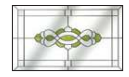
DC11B



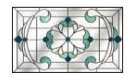
DC12B



DC13B



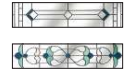
DC14B



DC15B



DC16B



DC17B



DC18B



DC19B



DC20B



DC21B



DC22B



DC23B



DC24B



DC25B



DC26B



DC27B






Window & Stormproof Door Finishes



Cottage Door Finishes



\* Does not match Rosewood Oak

# Colours & Finishes

## Painted & Traditional Timber Effect Windows & Doors

All of our coloured timber effect windows and doors feature an authentic timber effect foil as standard. Every face of the window and ancillaries will incorporate this traditional wood finish to ensure Evolution windows and English Doors look as close to timber as possible. Our standard internal colour is white woodgrain. This beautiful combination ensures that the internal face is neutral and will compliment any interior design styles, however should you wish to have both sides of your handcrafted product featuring a timber or painted colour finish, this can be created for you.

In addition to our collection of classical timber finishes, we can also paint your door to one of our over 200 RAL colours using our in-house colouring facility. All of our custom painted doors still have the authentic wood grain detail to them to maintain the look and feel of real wood.

Ask your retail partner to show you a RAL colour swatch and make your own personal choice of colour to match your requirements - anything is possible!

Colours are for illustration purposes only



Solid Chrome Legacy Doctors Knocker



Solid Chrome Legacy Letterplate

# Door Accessories

## The Finishing Touch

The English Door offers a range of highly desirable door hardware carefully selected to complement our door designs.

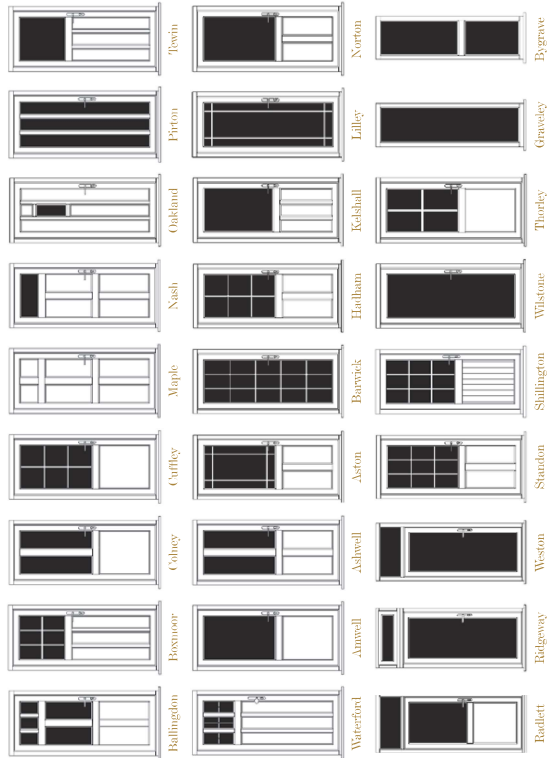
The extensive range comprises of traditional period and contemporary options, including solid brass and wrought iron. All you need to do is select the style you love most and then select the finish that suits your door colour and design perfectly.

Additional security furniture, such as security chains and spy holes can also be added to your door specification. For a traditional and practical entrance, there is also the option of a handle-free, townhouse lock. You are sure to find your ideal hardware with The English Door.



# Door Design Styles

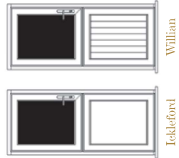
Stormproof Designs - Front, Rear & Side Entrances



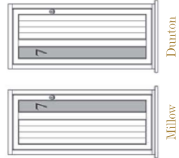
## Cottage Designs



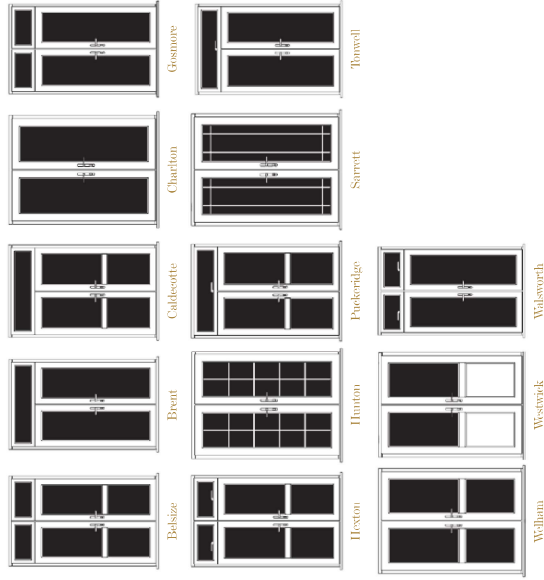
## Stable Designs



## Contemporary Designs



## French Door Designs



# Technical Information

The English Door manufactures a wide range of doors that have all the hallmarks of a timber door coupled with low maintenance and price advantage.

## Features Across Our Door Range:

- Mechanically jointed timber style outer frame, cross transoms and mullions
- Authentic timber effect lamination to all frame work
- Arms detail to all joints
- Oval detailed 44mm aluminium low threshold as standard providing good weather performance coupled with a hard wearing and robust door threshold solution
- Part M mobility (front doors only) and 56mm threshold options available
- Bespoke glass design service available
- Toughened glass sealed units manufactured to BS6262 Class A
- Bespoke over scribed authentic Georgian astragal bar designs
- Glass proportions comparable to traditional timber doors
- High security multi-point hook locking mechanism with superior compression for added security and peace of mind
- Continuous one piece keep - for added rigidity and strength
- Optional townhouse handle free door lock.